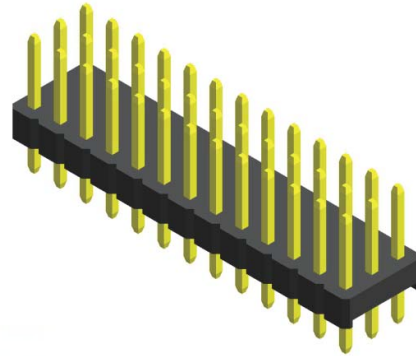


## Specifications

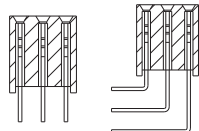
Current Rating :	3.0 Ampere
Insulation Resistance :	1000 MΩ Min
Dielectric Withstanding :	600V AC
Contact Resistance :	20 mΩ Max
Operating Temperature :	-40°C to +105°C

## Materials

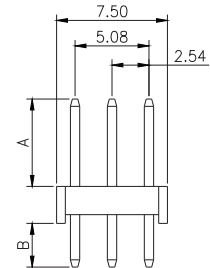
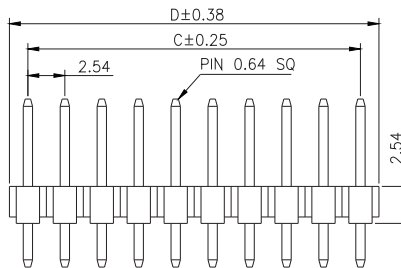
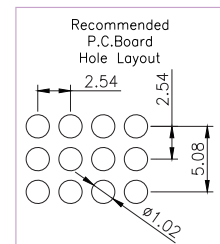
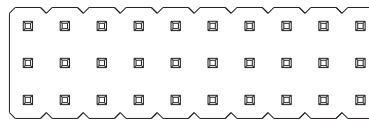
Contact Material :	Brass
Insulation Material :	High Temperature Thermoplastic, 94V-0 PBT



## Mating with



CFB8S301    CFB8N301



No. of Pins/Row	Dimension Information		No. of Pins/Row	Dimension Information		No. of Pins/Row	Dimension Information		No. of Pins/Row	Dimension Information	
	C	D		C	D		C	D		C	D
02	2.54	5.08	11	25.40	27.94	21	50.80	53.34	31	76.20	78.74
03	5.08	7.62	12	27.94	30.48	22	53.34	55.88	32	78.74	81.28
04	7.62	10.16	13	30.48	33.02	23	55.88	58.42	33	81.28	83.82
05	10.16	12.70	14	33.02	35.56	24	58.42	60.96	34	83.82	86.36
06	12.70	15.24	15	35.56	38.10	25	60.96	63.50	35	86.36	88.90
07	15.24	17.78	16	38.10	40.64	26	63.50	66.04	36	88.90	91.44
08	17.78	20.32	17	40.64	43.18	27	66.04	68.58	37	91.44	93.98
09	20.32	22.86	18	43.18	45.72	28	68.58	71.12	38	93.98	96.52
10	22.86	25.40	19	45.72	48.26	29	71.12	73.66	39	96.52	99.06
			20	48.26	50.80	30	73.66	76.20	40	99.06	101.60

## Ordering Codes

**C MA8S301 - XX XX X XXX X X B X**

**No Of Pins Per Row**  
02 - 40

**Plating Code**  
03 - Tin  
06 - Gold Flash  
09 - Gold Flash/ Tin

**Material Code**  
A - PBT

**Pin Length (C/D)**  
001 : A=6.00 / B=3.00  
003 : A=4.50 / B=3.00

**Colour Code**  
N - Black

**Post**  
W - W/O Post

**Packing Code**  
A - Box

For special length requirement  
Please contact our sales personnel

Due to technical progress, all designs, specifications and components are subject to change without notice.