


Specifications

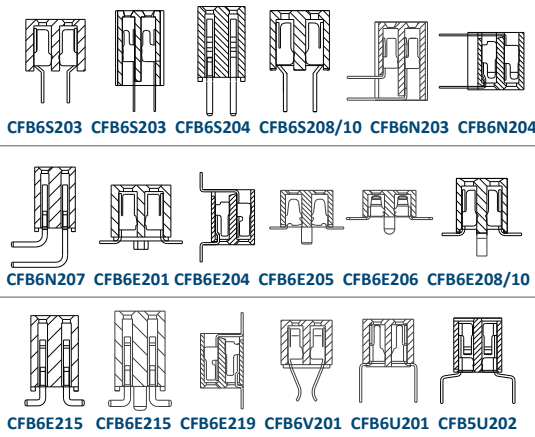
Current Rating : 2.0 Ampere
 Insulation Resistance : 1000 MΩ Min
 Dielectric Withstanding : 500V AC
 Contact Resistance : 20 mΩ Max
 Operating Temperature : -40°C to +105°C

Materials

Contact Material : Brass
 Insulation Material : High Temperature Thermoplastic, 94V-0 Nylon



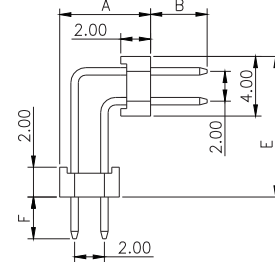
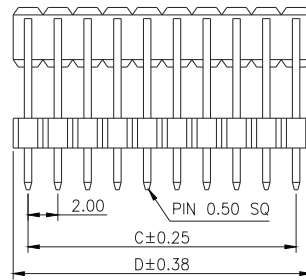
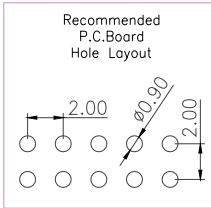
Mating with



CFB6S203 CFB6S203 CFB6S204 CFB6S208/10 CFB6N203 CFB6N204

CFB6N207 CFB6E201 CFB6E204 CFB6E205 CFB6E206 CFB6E208/10

CFB6E215 CFB6E215 CFB6E219 CFB6V201 CFB6U201 CFB5U202



No. of Pins/Row	Dimension Information			No. of Pins/Row	Dimension Information			No. of Pins/Row	Dimension Information			No. of Pins/Row	Dimension Information		
	C	D			C	D			C	D			C	D	
02	2.00	4.00		11	20.00	22.00		21	40.00	42.00		31	60.00	62.00	
03	4.00	6.00		12	22.00	24.00		22	42.00	44.00		32	62.00	64.00	
04	6.00	8.00		13	24.00	26.00		23	44.00	46.00		33	64.00	66.00	
05	8.00	10.00		14	26.00	28.00		24	46.00	48.00		34	66.00	68.00	
06	10.00	12.00		15	28.00	30.00		25	48.00	50.00		35	68.00	70.00	
07	12.00	14.00		16	30.00	32.00		26	50.00	52.00		36	70.00	72.00	
08	14.00	16.00		17	32.00	34.00		27	52.00	54.00		37	72.00	74.00	
09	16.00	18.00		18	34.00	36.00		28	54.00	56.00		38	74.00	76.00	
10	18.00	20.00		19	36.00	38.00		29	56.00	58.00		39	76.00	78.00	
				20	38.00	40.00		30	58.00	60.00		40	78.00	80.00	

Ordering Codes

C MA6N203 - XX XX X XXX X X B X

No Of Pins Per Row
02 - 40

Plating Code
03 - Tin
06 - Gold Flash
09 - Gold Flash/ Tin

Material Code
B - NYLON

Colour Code
N - Black

Pin Length (C/D)
007 : A=6.10/B=3.00/E=6.10/F=4.40
010 : A=7.00/B=3.00/E=8.00/F=3.00

Post
W - W/O Post

Packing Code
C - Tube

For special length requirement
Please contact our sales personnel

Due to technical progress, all designs, specifications and components are subject to change without notice.