


Specifications

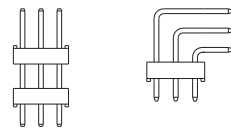
Current Rating :	2.0 Ampere
Insulation Resistance :	1000 MΩ Min
Dielectric Withstanding :	500V AC
Contact Resistance :	20 mΩ Max
Operating Temperature :	-40°C to +105°C

Materials

Contact Material :	Phosphor Bronze
Insulation Material :	High Temperature Thermoplastic, 94V-0 Nylon

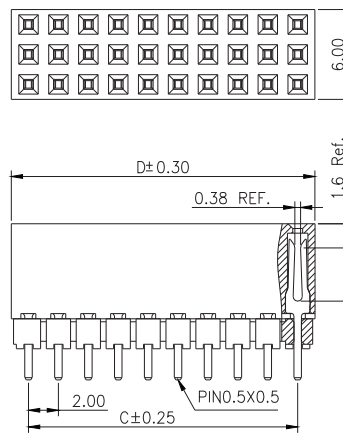


Mating with

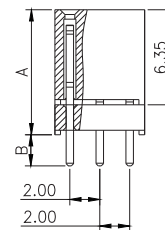
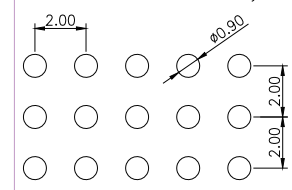


CMA6S305 **CMA6N301**

P.S. : Suggested mating pin length : 3.0 ~ 4.9 mm



Recommended P.C.Board Layout



No. of Pins/Row	Dimension Information			No. of Pins/Row	Dimension Information			No. of Pins/Row	Dimension Information			No. of Pins/Row	Dimension Information		
	C	D			C	D			C	D			C	D	
02	2.00	4.30		11	20.00	22.30		21	40.00	42.30		31	60.00	62.30	
03	4.00	6.30		12	22.00	24.30		22	42.00	44.30		32	62.00	64.30	
04	6.00	8.30		13	24.00	26.30		23	44.00	46.30		33	64.00	66.30	
05	8.00	10.30		14	26.00	28.30		24	46.00	48.30		34	66.00	68.30	
06	10.00	12.30		15	28.00	30.30		25	48.00	50.30		35	68.00	70.30	
07	12.00	14.30		16	30.00	32.30		26	50.00	52.30		36	70.00	72.30	
08	14.00	16.30		17	32.00	34.30		27	52.00	54.30		37	72.00	74.30	
09	16.00	18.30		18	34.00	36.30		28	54.00	56.30		38	74.00	76.30	
10	18.00	20.30		19	36.00	38.30		29	56.00	58.30		39	76.00	78.30	
				20	38.00	40.30		30	58.00	60.30		40	78.00	80.30	

Ordering Codes

C FB6S302 - **XX** **XX** **X** **XXX** **X** **X** **A** **X**

No Of Pins Per Row
02 - 40
Plating Code
03 - Tin
06 - Gold Flash
09 - Gold Flash/ Tin
Material Code
B - NYLON
Pin Length (C/D)
001 : A=8.35 / B=2.08
Colour Code
N - Black
Post
W - W/O Post
Packing Code
C - Tube

For special length requirement
Please contact our sales personnel

Due to technical progress, all designs, specifications and components are subject to change without notice.