CFB Series

2.00mm Pitch | Female Pin Header | Dual Row | S.M.T. | Locating peg

Specifications

Current Rating :	2.0 Ampere
Insulation Resistance :	1000 MΩ Min
Dielectric Withstanding :	500V AC
Contact Resistance :	20 mΩ Max
Operating Temperature :	-40˚C to +105˚C



Materials

Contact Material :	Phosphor Bronze
Insulation Material :	High Temperature Thermoplastic, 94V-0 Nylon

Mating with

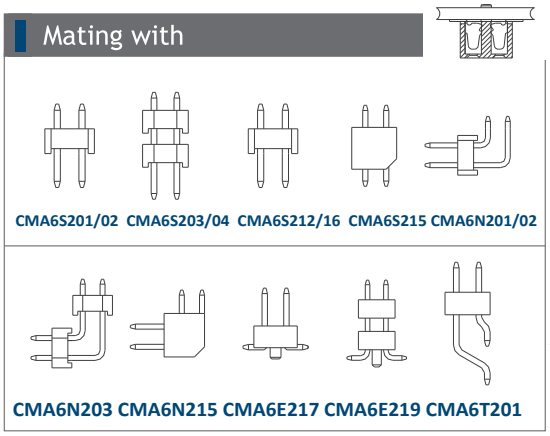

P.S. : Suggested mating pin length : 2.5 ~ 2.8 mm

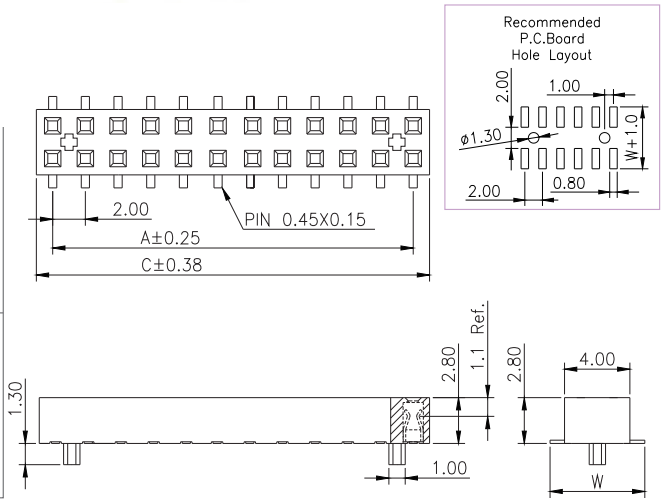

No. of Pins/Row	Dimension Information A	Dimension Information C
02	2.00	4.00
03	4.00	6.00
04	6.00	8.00
05	8.00	10.00
06	10.00	12.00
07	12.00	14.00
08	14.00	16.00
09	16.00	18.00
10	18.00	20.00
11	20.00	22.00
12	22.00	24.00
13	24.00	26.00
14	26.00	28.00
15	28.00	30.00
16	30.00	32.00
17	32.00	34.00
18	34.00	36.00
19	36.00	38.00
20	38.00	40.00
21	40.00	42.00
22	42.00	44.00
23	44.00	46.00
24	46.00	48.00
25	48.00	50.00
26	50.00	52.00
27	52.00	54.00
28	54.00	56.00
29	56.00	58.00
30	58.00	60.00
31	60.00	62.00
32	62.00	64.00
33	64.00	66.00
34	66.00	68.00
35	68.00	70.00

Ordering Codes

C FB6E205 - XX XX X XXX X X A X

No Of Pins Per Row
02 - 35

Plating Code
03 - Tin
06 - Gold Flash

Material Code
B - NYLON

Pin Length (C/D)
001 : W=5.80
003 : W=6.30
001 : W=5.80

For special length requirement
Please contact our sales personnel

Colour Code
N - Black

Post
W - W/O Post

Packing Code
C - Tube

Due to technical progress, all designs, specifications and components are subject to change without notice.

Hitaltech UK
(Sales UK, Ireland & USA)
T: +44 1253 899910
E: uksales@hitaltech.co.uk
www.hitaltech.com

Hitaltech SA/NV
(Sales Benelux, France, Italy & Rest of the World)
T: +32 2725 2075
E: info@hitaltech.com
www.hitaltech.com

www.conex-it.com